

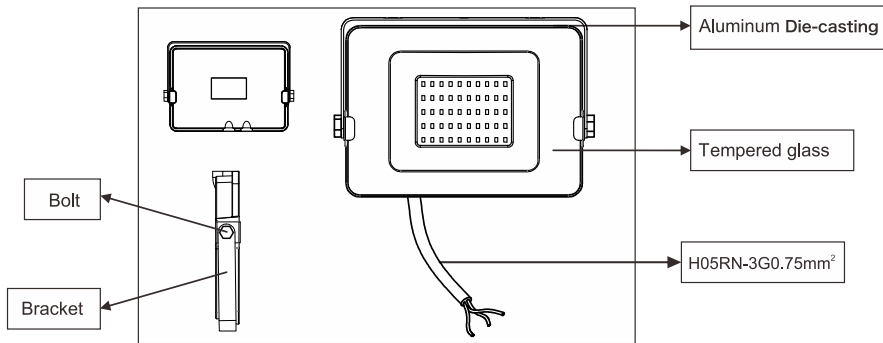


Elektriciteit Paul De Meutter CV
 Industriepark 13 B - Zone B
 2220 Heist-op-den-Berg
 Belgium

INPUT: 185-265V ~50/60Hz CLASS I	
MATERIAL: ALUMINIUM	
LED FLOOD LIGHT 37000-WW 37001-WW 37002-WW	

Please take time to read this leaflet carefully and retain it for future reference.

Diagram:



Specification:

Voltage	AC185-265V ~50/60Hz						
Power factor	>0.9						
Wattage	20W	30W	50W	70W	100W	150W	200W
Lumen	1600lm	2400lm	4000lm	5600lm	8000lm	12000lm	16000lm
Lamp type	Osram Chip						
CRI	>80						
Material	Aluminum Die-casting						
Beam angle	120°						
Products size	112.4x94.7x22mm	141.1x117.4x27mm	201x151.5x25mm	216.1x162.9x27mm	276x215x31mm	372x282x41mm	372x282x41mm
Color Temp	3000K						
Work Temp	-20°C — +50°C						
Protection	IP65						
Housing color	BLACK						

Important Safety Information

- Do not wire this lantern into the lighting circuit - use a switched fuse spur.
- Before installation and servicing, disconnect the electrical supply at the mains.
- Carefully observe all instructions or warnings that are labelled on, or supplied with, your product.
- This product is suitable for outdoor use. If in any doubt, consult a qualified electrician.

Fixing instructions

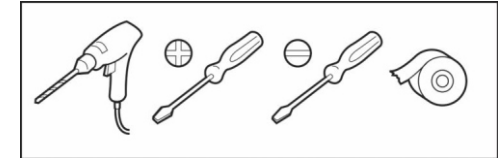
- Do not wire this lantern into the lighting circuit - use a switched fuse spur.
- This fitting must be earthed. contact a qualified electrician to install a suitable earth facility.
- Ensure the electricity is turned off at the mains before installing or maintaining any electrical fitting.
- Please note: For new installations, check for any electrical cables or pipe work (gas/water) in the vicinity of the intended mounting point for this product, before proceeding with the installation.

General Information

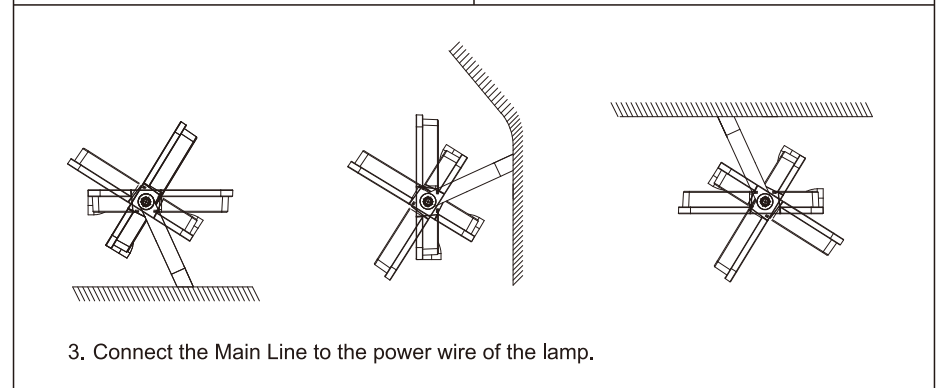
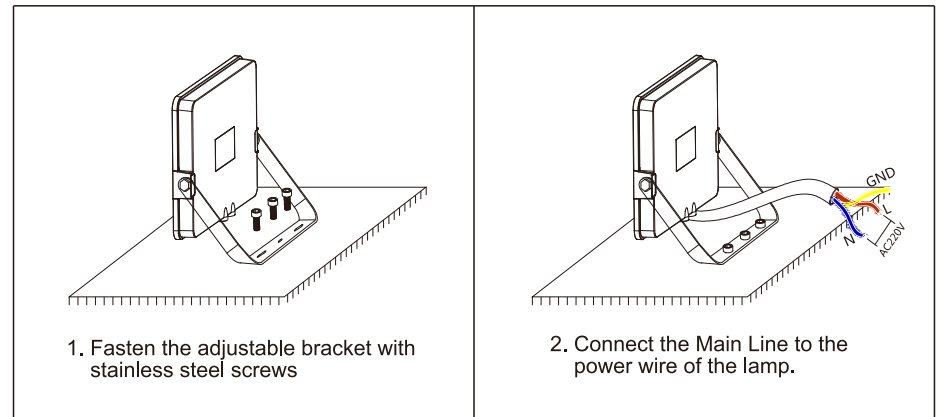

Do not mount ceiling/wall fittings onto damp surfaces such as newly painted or plastered areas as this may cause discolouration of the finish.

Tools which may be required:

- Drill
- CrossHeadScrewdriver
- SmallElectricalSlotted Screwdriver
- InsulationTape



Installation:

This product should be disposed of responsibly at the end of its life. Please recycle where facilities exist. Check with your Local Authority or retailer for recycling advice (Waste Electrical and Electronic Equipment Directive)