


5321 Table Lamp // Brass base, EU

TYNELL COLLECTION

Designed by Paavo Tynell

PRODUCT

COLOURS



// Brass

DESCRIPTION

Paavo Tynell's fanciful take on nature is gracefully echoed in the 5321 Table Lamp, designed by the Finnish designer in 1941. Under the distinctive shell inspired brass shade, the bulb subtly appears from beneath; a picturesque detail resembling the desirable sea shell pearl and making the 5321 Table Lamp a perfect example on how Tynell brought a playful nature and romance to the simplified style of mid-century modernism. Blending timeless aesthetic with a unique sense of form, the 5321 Table Lamp adds an exquisite character to complement any modern space. Both decorative and functional, the lamp is a balance of elegance and curiosity, providing a design that is at once subtle and surprising.

FACTS

VERSION - 5321 Table Lamp

Shade, foot, and small parts // Polished Brass.
Center pole // Rattan covered.
Fabric wire // Brass.
Plug // Black.

- Brass / White inside // Polished Brass / RAL 9002 // Shiny / Gloss level 10-15

Due to natural materials surface and structure can vary.

MEASUREMENT LAMP - L X W X H

L/W: Ø27,5 X H:32,5 CM

Height: 32,5 cm

Shade width: Ø 27,5 cm

Foot size : Ø 15,5 cm

Cord - exposed out of lamp: App. 200 cm

WEIGHT OF LAMP

2,4 kg

PACKAGING TYPE

Cardboard box

PACKAGING MEASUREMENT LAMP - L X W X H CM

L:39,5 X W:36 X H:33 CM

WEIGHT PACKAGING TOTAL

0,7 kg

WEIGHT LAMP + PACKAGING - TOTAL

3,1 kg

NUMBER OF PARCELS

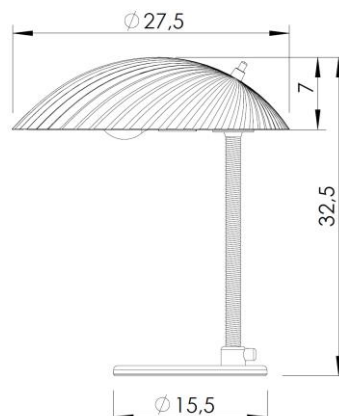
1 pcs.

MEASUREMENTS

Order item - look for part number in the pricelist.

Series contains the following:

- A1965 Pendant**
- 1965 Pendant**
- 9464 Wall Lamp**
- 9602 Floor Lamp**



ACCESSORIES

-

ENVIRONMENT

-

TESTS

-

CERTIFICATION AND LABELS


CE-certified

SAFETY INSTRUCTIONS

If the cord or other electrical part is damaged, switch of the lamp and do not use it until it is repaired by a qualified electrician.

INSTALLATION INSTRUCTIONS

Instructions document no.: 64-20-004-XX



LIGHT SOURCE:

- Socket: E27 base
- Bulb types recommended:



- Recommended light sources:

250 Lumen (~ 25W incandescent
~ 18W halogen ~ 2-4W LED)

- Max. light out put for above lamps:

470 Lumen (~ 40W incandescent ~ 30W halogen)
By LED 1100 Lumen (~ 10-12W)

- Best result is achieved with frosted light bulbs with a CRI (Colour Rendering Index) larger than 90.

- Lightbulb not included.

- All lamps can be fitted with a dimmer - Please contact your local electrician.
- If dimming wanted use dimmable light bulbs only.
- Can be connected to a dimming system if proper receivers are installed in front of the lamp.

*Euro voltage: 230 V

*Frequency: 50 Hz

*Supply voltage: AC power ~

*Normally Closed: IP20



Class II / Double insulated



CE-Mark

