

DEEPER FIX IP20

21-Jun-2019

1.0 LED

LED 7/10W | 350-500mA | 18Vf | COB 3-step | excl. power supply

CE IP20 0.9m 36°

white texture	152161W_
silver / grey	152161S_
black texture	152161B_
bronze	152161Q_

LIGHT COLOUR

2700K >90CRI 440-590lm 18Vf	3
3000K >90CRI 450-620lm 18Vf	5
1800K-2850K >95CRI 280-370lm 16Vf	9

ALWAYS USE

for power supplies see our catalogue

1.0 MR16

QR-CBC51 Max. 35W | GU5.3 | 12V | excl. transformer

CE IP20 0.9m

white texture	152110W0
silver / grey	152110S0
black texture	152110B0
bronze	152110Q0

ALWAYS USE

for transformers see our catalogue

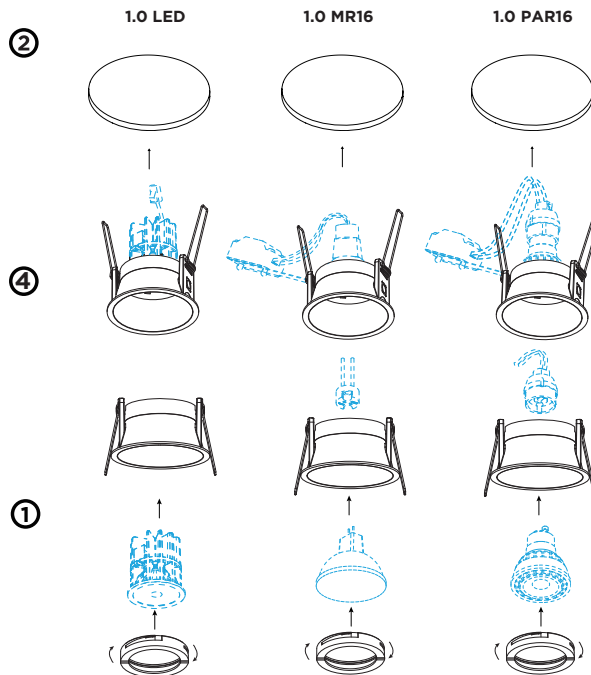
1.0 PAR16

Max. 35W | GU10 | 100-240VAC | 50-60Hz

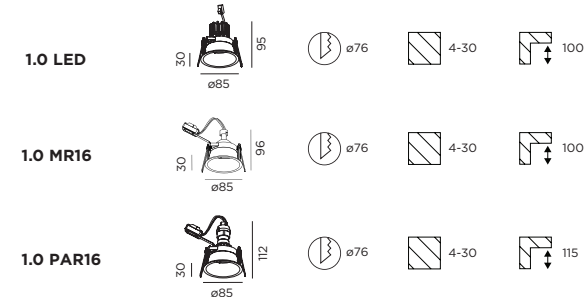
CE IP20 0.9m

OPTIONAL: PAR16 LED GU10 6W | phase-cut dim : 2700K | 3000K | 1800-2850K

white texture	152120W0
silver / grey	152120S0
black texture	152120B0
bronze	152120Q0



DIMENSIONS

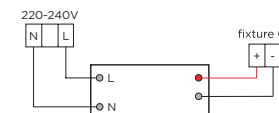


MOUNTING INSTRUCTION

- Put the illuminant in the assembled cover.
- Make a hole in the ceiling according to the prescribed dimensions.
- POWER CONNECTION**

SERIAL CONNECTION - for LED

Always use **POWER SUPPLY** according to the specifications of the LED-module



PARALLEL CONNECTION - for PAR16



- Turn the springs and insert the fixture in the ceiling hole



FOR HALOGEN LAMPS:

- The mounting height for the luminaire should be more than 2.5m.
- Luminaires not suitable for covering with thermally insulating material.
- Luminaires not suitable for direct mounting on normally flammable surfaces (suitable only for mounting on noncombustiblesurfaces)

